



Offline Series

Electronic Locks



BEST: Setting the Standard for Security

TABLE OF CONTENTS

Introduction.....	2	Cylindrical, Mortise, and Exit Trim	
Software and Hardware Features	2-3	Electronic Specifications	5
System Components.....	3	Cylindrical, Mortise, and Exit Trim Functions	6
Credentials.....	3	How To Order.....	7
Battery Options	3	Lever Styles	8
Cylindrical, Mortise, and Exit Trim		Compatibility Chart.....	8
Mechanical Specifications	4		

Introduction

Offline Series locking systems are driven by specially designed software which utilizes card reader technology and is integrated into OnGuard software. The system integrates with virtually any existing database, and allows unsurpassed capabilities in storing and retrieving access activity data. Offline Series locks do not require costly wiring, they are easy to manage and offer a broad range of integrated features. Everything about Offline Series locks were designed to think...so you don't have to. The world of access control has become increasingly complex. This is especially true for a campus and residence halls. As higher demands are being made for student safety, there is also a greater need for convenience and efficiency for facility managers. The real genius of Offline Series locks is their ability to address both challenges.

The Offline V Series is an electronic access control system that can be programmed to meet your facilities access control needs. The system is designed to secure your facility by granting specific access rights to authorized personnel, based on a defined time schedule for each lock in the system. By tracking events at the lock, the system provides information to help you maintain the security of your facility.

The Offline G Series is designed specifically for the residence hall application and utilizes pre-programmed ID cards. The expiration date is encoded on cards preventing students from returning to their rooms after the semester has expired significantly reducing the likelihood of unauthorized door access. And because the lock itself is off-line, individual door access changes can be made quickly and conveniently addressing the real life needs of daily operations such as lost cards and/or room changes. Locks do not have to be re-programmed if a card is lost or a student's room changes. Add to this the ease with which the Offline G Series integrates into existing systems, and the incredible amount of data that can be tracked and stored.



Software Features

- Offline Series locks are integrated into BEST on-line software, eliminating the inefficiencies of having two separate systems.
- Automatic backup reduces the risk of losing data.
- Multiple locations can be networked to conveniently access a single database.
- Complete history of access activity can easily be obtained.
- Stores as many lockset configurations as you have disk space for.
- Operates on a desktop PC, or laptop PC.
- Provides easy-to-use menus and dialog boxes.
- Is password protected.
- Can dynamically integrate with most existing databases with real-time information updates, eliminating the tedious process of re-entering user data.
- Lets you create new lockset configurations by copying and editing existing configurations.
- Term-based software allows for batch updating of data, saving significant and valuable time.
- Open architecture allows ease of upgrading and adding equipment to your system.
- Downloading of history events and the generation of reports.

Hardware Features

- Offline Series battery powered locks are available in mortise, cylindrical, and exit trim compatible applications.
- Integrated rechargeable back-up battery included with every lock; recharges as main battery is plugged in. This reduces the chances of losing data when the main battery has been disconnected.
- Magnetic stripe and dual validation (magnetic stripe and keypad) readers are available for both G & V Series Offline locks. Proximity reader is available with Offline V Series only.
- Magnetic stripe and dual validation readers are vandal resistant and can read ISO standard I.D. Cards. Available as track 1, 2 or 3; track 3 is standard on Offline G Series and track 2 is standard on Offline V Series.
- Proximity readers are vandal resistant and can read Motorola/Indala, HID, and IClass card formats.

Hardware Features (Cont'd)

- The Offline Series can allow or record a combination of 5,000 users or transaction history per lockset.
- Weather-resistant for versatile applications; usable in most applications.
- Mechanical override allows for emergency access.
- Key override detection records when a key is used; this comes standard on the Offline Series.
- Deadbolt sensing is standard with any Offline Series lock that has a deadbolt; this prevents access to unauthorized cards when the deadbolt is thrown.
- Component parts are easily replaceable; this helps bring maintenance costs down when compared to replacing entire locks.
- Heavy-duty Mechanical platform designed and manufactured for the toughest applications.
- No costly wiring; locks are self contained and battery powered.

System Components



Programming Cable



Mag Stripe Encoder



USB to Serial Converter



Null Modem Adapter



Null Modem Cable



Flash Drive

Parts Description		Catalog Number
OnGuard Software	Software that lets you define programming settings and the user database for groups of locks, as well as individual locks. The software lets you view and print information about locks at any time.	BAS – SWS – G BAS – SWS – V
Programming Cable	Programming cable allows you to connect to individual locks	BASD – CAB
Magnetic Stripe & Proximity Cards	Magnetic Stripe Cards - A credit-card-size card with a magnetic stripe containing credential information. These cards can be encoded and sent to the user or encoded by the user at their facility. Proximity Card - A credit-card-sized card with a proximity chip containing credential information.	See below
Magnetic Stripe Encoder	The device that “reads”, “writes” and “erases” information on the magnetic-stripe card. This also includes the software that controls the card encoder. Requires a PC & OnGuard Software.	MSR-20633BA
Magnetic Stripe Reader	A battery-powered, self-contained reader electronic lock that uses standard magstripe cards. Controls access to door and can be programmed with OnGuard Software.	See page 5
Dual Validation Reader	A battery-powered, self-contained dual validation reader electronic lock that combines standard magnetic stripe and keypad validation. Controls access to door and can be programmed with OnGuard Software.	See page 5
Proximity Reader (Offline V Series only)	A battery-powered, self-contained proximity card reader electronic lock that uses standard proximity cards. Controls access to door and can be programmed with OnGuard Software.	See page 5
Transport Device	This is a device that connects to the lock unit and sends programming data from a Offline system to the lockset or retrieves history data. The transport unit is also a means to provide diagnostic data from the lockset. Software for the transporter device is included in the OnGuard software.	SES-NETBOOK
USB to Serial Converter	This is used to connect the netbook to the null modem adapter gender changer or null modem cable.	SES-USB
Null Modem Adapter	This is used to connect the USB to serial converter to the programming cable.	SES-DB9CON
Null Modem Cable (optional)	This is used to connect the USB to serial converter to the programming cable, using this instead of the null modem adapter gender changer is optional and provides a wire length of 6 feet from lock to transport device as opposed to 2 feet with the Null modem adapter gender changer.	SES-DB9CAB
Flash Drive	2GB flash drive used to transfer data from server to the Transport Device.	SES-MEM

Parts Description	Catalog Number
Polyester (single card)	VPA – POLY – SC
Magnetic Stripe cards encoded	
PVC (single card)	VPA – PVC – SCEN
Magnetic Stripe cards non-encoded	
PVC - (Box of 500)	VPA – PVC
Polyester - (Box of 500)	VPA – POLY
PVC (single card)	VPA – PVC – SC
Polyester (single card)	VPA – POLY – SCEN
Proximity cards non-encoded (HID & Indala branded)	
HID® Clam shell (box of 100) HID® branded	1326 – LSS – MV
Indala® Clam shell (box of 100) Indala® branded	FPCRD – SSSMW – 0000

Parts Description	Catalog Number
4 Cell Battery Holder**	C83511 (Standard)
4 Cell Shrink Wrapped Battery Pack*	VPD-BB (4SW option)
8 Cell Battery Door***	B62129
8 Cell Battery Holder**	C83522 (8CE option)
8 Cell Shrink Wrapped Battery Pack***	VPD-EXBB
Cleaning Cards (Box of 50)	VPD – CLN
Standard Driver Bit	VPD – T15

*VPD-BB can be used in both legacy one piece inside trim and 2010 or new two pieces inside trim **Ships standard with any lock purchased after 2010, cannot be used with legacy one piece trims or EX units retrofit kits available for legacy trims. ***Can only be used with one piece legacy trim

Cylindrical Mechanical Specifications

Materials – Internal parts are brass, zinc or corrosion-treated steel

Chassis – 2 1/16" diameter to fit 2 1/8" diameter hole in door.

Strike – Brass, bronze, or stainless steel base material; Standard (STK) 2 3/4" x 1 1/8" x 3/32", ANSI (S3) 4 7/8" x 1 1/4" x 3/32". Fits standard door frame cut out as specified in ANSI A115.1.

Backset – 2 3/4" standard. 3 3/4" and 5" available

Door thickness – For doors 1 3/4" - 2 1/4" thick

Installation – Lock dimensions requires modified door prep, ANSI A156.2 Series 4000, Grade 1 to mount housing

Latchbolt – Throw 3/4"

Escutcheon – 10 1/2" x 3 3/8" x 1" sloping down to 3/4"

Lever handle – Made from high-quality zinc alloy. Body is approximately 1 5/8" in diameter. Handle is approximately 4 3/4" in length (from center-line of chassis). (Lever #14 and #15 conform to California Titles 19 and 24.)

Finish –

- 605-bright brass, clear coated
- 606-satin brass, clear coated
- 612-satin bronze, clear coated
- 625-bright chromium plated
- 626-satin chromium plated
- 690*- dark bronze coated (brass base material)

* 690 finish will continue as a dark brown appearance over time.

Mortise Mechanical Specifications

Case – 0.095" cold rolled steel, 5 7/8" H x 7/8" D x 4 1/16" W. Steel is zinc dichromate plated for corrosion protection

Faceplate – Brass or bronze material, 8" H x 1 1/4" W x 1/16" T. Lock face automatically adjusts to proper bevel during installation

Strike – Brass, bronze, or stainless steel base material, 4 7/8" x 1 1/4" x 3/32". Fits standard door frame cut out as specified in ANSI A115.1. Universal (non-handed) strike supplied standard with lock

Backset – 2 3/4"

Door Thickness – Standard lock configuration designed for doors 1 3/4" thick. Thick door configuration available for doors up to 3" thick (specify thickness when ordering)

Latchbolt – Solid stainless steel, 3/4" throw anti-friction. Reversible without opening case.

Deadbolt – Stainless steel, 1" throw

Auxiliary bolt – Stainless steel, non-handed

Lever handle – Brass, bronze, or stainless steel base material. Lever styles #3, #14, and #15 return to a minimum of 1/2" of door surface. Lever 12, 16 and 17 do not return.

Escutcheon – 10 1/2" x 3 3/8" x 1" sloping down to 3/4"

Finishes –

- 605 - bright brass, clear coated
- 606 - satin brass, clear coated
- 611 - bright bronze, clear coated
- 612 - satin bronze, clear coated
- 613*- oxidized satin bronze, oil rubbed
- 625 - bright chromium plated (brass base material)
- 626 - satin chromium plated (brass base material)
- 629 - bright stainless steel
- 630 - satin stainless steel
- 690*- dark bronze coated (brass base material)

* 613 finish is designed to wear over time, providing an "antique" appearance. 690 finish will continue as a dark brown appearance over time.

Exit Trim Mechanical Specifications

Materials – Internal parts are brass, zinc or corrosion-treated steel

Minimum Stile Width – Mortise and rim locking types 4 3/4" surface and concealed vertical rod locking type 3 3/4"

Escutcheon – Dimensions– 11 5/8" x 3 3/8" x 1"

Lever handle – Brass or bronze. (Lever #14 and #15 conform to California Titles 19 and 24.)

Finish –

- 606-Satin brass, clear coated
- 613*- oxidized satin bronze, oil rubbed
- 626-satin chromium plated
- 690**- dark bronze coated (brass base material)

* 613 finish is designed to wear over time, providing an "antique" appearance.

** 690 finish will continue as a dark brown appearance over time.

Mortise



Magnetic Proximity* Dual Validation

Cylindrical



Magnetic Proximity* Dual Validation

Exit Trim



Magnetic Proximity* Dual Validation

* Offline V Series Only

Specifications for all Offline Series Readers

Primary power – 4 AA batteries (standard), 8AA batteries for longer life, or 4 cell shrink wrapped battery pack.*

* Note: Exit Trim can only use the 4 cell battery pack.

Memory backup – Maintains programming and history data while changing the main battery. Can also maintain programming and history data for 6-7 hours after power loss.*

*Two phase battery warning system is given via audible and visual responses reducing the potential for complete power loss.

User feedback indicators – Visual and audible

Serial communications port – Can be used to program locks individually from laptop or PDA

Relative humidity – 10% to 90% non-condensing

Sealing – Weatherproof lens and gasket provides protection for outdoor use (Usable in most environmental/exterior applications)

Compliance – Compliance to FCC, Canadian, and European EMC requirements; for interference FCC Class A digital apparatus

Magnetic Stripe Reader Specifications

Bezel Size –

2 5/8" (66mm) x 3 1/4" (82mm)

Bezel Material – High impact ABS.

ESD Protection – 15 kilovolts

Read Rate – 5 inches per second to 50 inches per second.

Card Thickness – ISO standard .030" ± .003 thick.

Operating Temperature –

-40°F to 167°F (-40°C to 75°C.)

Relative Humidity – 100%.

Primary Power – Battery pack.

User Feedback Indicators –

Visual and audible.



Proximity Reader Specifications - V Series only (HID, ICLASS, and Motorola/Indala formats)

Bezel Size –

2 5/8" (66mm) x 3 1/4" (82mm)

Bezel Material – High impact ABS.

ESD Protection – 15 kilovolts.

Operating Temperature –

-31°F to 149°F (-30°C to 65°C.)

Relative Humidity – 0-95%.

Primary Power – Battery pack.

User Feedback Indicators –

Visual and audible.

Note: Can be used in direct sunlight.



Dual Validation Reader Specifications

Bezel Size –

2 13/16" (71mm) x 3 1/2" (89mm)

Bezel Material – High impact ABS.

Keypad Material – Encapsulated elastomer.

ESD Protection – 15 kilovolts.

Keypad Button Operating Life –

1 million cycles.

Operating Temperature –

-31°F to +151°F (-35°C to +66°C).

Primary Power – Battery pack.

User Feedback Indicators –

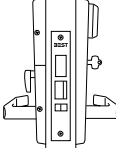
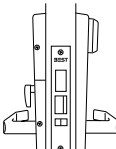
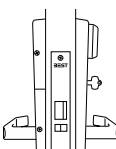
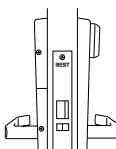
Visual and audible.



Cylindrical Function

Function & Diag. (ANSI No.)	Mechanical	Electronic
<p>Cylindrical Latch w/key override (DV)</p> 	<p>Dead locking latchbolt operated by lever either side, except when outside lever is locked by internal motor drive mechanism; latchbolt is deadlocked.</p>	<p>Internal motor drive mechanism operated by time-activated electronic signal, or presenting valid card/PIN. Green light indicates valid access. Red light and sounder indicate invalid access attempt. Lock records card/PIN number, time, date and type of event.</p>

Mortise Functions

<p>Deadbolt w/ key override (TV)</p> 	<p>Latchbolt operated by lever either side, except when outside lever is locked by internal motor drive mechanism; latchbolt is retracted by key outside. Deadbolt operated by key outside and turn lever inside. When deadbolt is extended, turning inside lever or electronically unlocked outside lever retracts both deadbolt and latchbolt simultaneously. Auxiliary latch deadlocks latchbolt.</p>	<p>Internal motor drive mechanism operated by electronic signal when presenting valid card. Green light indicates valid access. Red light and sounder indicate invalid access attempt. Lock records card number, time, date and type of event. Electronic sensor recognizes whether deadbolt is retracted or thrown. Lock grants access only to deadbolt-authorized personnel when deadbolt is thrown.</p>
<p>Deadbolt w/o key override (LV)</p> 	<p>Latchbolt operated by lever either side, except when outside lever is locked by internal motor drive mechanism. Deadbolt operated by turn lever inside. When deadbolt is extended, turning inside lever or electronically unlocked outside lever retracts both deadbolt and latchbolt simultaneously. Auxiliary latch deadlocks latchbolt.</p>	
<p>Latch w/key override (DV)</p> 	<p>Latchbolt operated by lever either side, except when outside lever is locked by internal motor drive mechanism; latchbolt is retracted by key outside. Auxiliary latch deadlocks the latchbolt.</p>	<p>Internal motor drive mechanism operated by electronic signal when presenting valid card. Green light indicates valid access. Red light and sounder indicate invalid access attempt. Lock records card number, time, date and type of event.</p>
<p>Latch w/o key override (NV)</p> 	<p>Latchbolt operated by lever either side, except when outside lever is locked by internal motor drive mechanism. Auxiliary latch deadlocks the latchbolt.</p>	

Exit Trim Function

<p>Latch w/ key override (EV)</p> 	<p>Latchbolt operated by outside lever or inside touchbar, except when outside lever is locked by internal motor drive mechanism; latchbolt is retracted by key outside. Deadlocking feature is standard.</p>	<p>Internal motor drive mechanism operated by electronic signal when presenting valid card. Green light indicates valid access. Red light and sounder indicate invalid access attempt. Lock records card number, time, date and type of event.</p>
---	---	--

Mortise Lock

45HBV	7	TV	14	MS	626	RH	
Series	Core Housing	Function Code	Lever Style	Trim Style	Finish	Door	Options
G Series 45HG – mortise V Series 45HBV – mortise	0** – keyless 7 – 7 pin housing; accepts all BEST® cores	DV – latch with key TV – deadbolt with key LV – deadbolt without key NV – latch without key	Levers ♿ 3 – solid tube/ w/return ♿ 12* – solid tube/ no return ♿ 14 – curved return ♿ 15 – contour angle return ♿ 16 – curved no return ♿ 17* – gull wing Knob 4 – round	DV – dual validation (magstripe and keypad) MS – magnetic stripe DVA – other cylinder MSA – other cylinder V Series Only PH – proximity HID PM – proximity indala PHA – other cylinder PMA – other cylinder	626 630 690 Satin* 606 612 613 Bright* 605 611 625 629	RH RHRB LH LHRB	4SW – 4 Cell Battery 8CE* – extended life battery pack P2 – philips head screws*** Thick door* – 1 3/4"–3" TAC* – tactile lever 7/8" LTC* – flat lip strike V Series Only MWEI – Motorola 26 bit Wiegand H26B – HID 26 bit Wiegand

* Extra cost option. ** Cost deduction. ***Security head screws are standard

Cylindrical Lock

9KBV3	7	DV	14	MS	STK	626	
Backset	Core Housing	Function Code	Lever Style	Trim Style	Strike Package	Finish	Options
G Series 9KG3 – 2 3/4" cylindrical 9KG4 – 3 3/4" cylindrical 9KG5 – 5" cylindrical V Series 9KBV3 – 2 3/4" cylindrical 9KBV4 – 3 3/4" cylindrical 9KBV5 – 5" cylindrical	0 – keyless 6 – 6 pin non-IC cyl. 7 – 7 pin housing; accepts all BEST® cores	DV – with key	♿ 14 – curved return ♿ 15 – contour angle return ♿ 16 – curved no return	DV – dual val (magstripe and keypad) MS – magstripe V Series Only PH – proximity HID PM – proximity indala	STK – standard S3 – ANSI	626 690 Satin* 606 612 Bright* 605 625	8CE* – extended life battery pack LM – lost motion P2 – philips head screws**** TAC* – tactile lever 3/4* – 3/4" throw latch 7/8" LTC* – flat lip strike Non-IC ** OB – zero-bitted, KA – keyed alike, KD – keyed different Non-IC *** COR – Corbin-Russwin, MED – Medeco SAR – Sargent, SCH – Schlage YAL – Yale, SCHRC – Schlage RC V Series Only MWEI – Motorola 26 bit Wiegand H26B – HID 26 bit Wiegand

* Extra cost option. **Six-pin cylinder in Schlage "C" keyway included with OB, KA, KD options. Must specify "6" for core housing.

*** Cylinder not included with COR, MED, SAR, SCH, YAL, or SCHRC options. Must specify "0" for core housing. ****Security head screws are standard

Exit Trim

EXBV	7	EV	14	MS	626	RHR	PH2	RM	
Series	Core Housing	Function Code	Lever Style	Trim Style	Finish	Door Hand	Manufacturer	Locking Type	Options
G Series EXG**** – exit trim V Series EXBV**** – exit trim	0** – keyless 7 – 7 pin housing; accepts all BEST® cores	EV – with key** NV – w/out key	♿ 14 – curved return ♿ 15 – contour angle return	MS – magstripe DV – dual val (magstripe and keypad) V Series Only PH – proximity HID PM – proximity indala	626 690 Satin* 606 613	RHR LHR	VD9 – VonDuprin 98/99 series PH1 – Precision hardware 1000 PH2 – Precision hardware 2000 SA8 – Sargent 8000 series ***	RM – rim*** MO – mortise RD – surface	SH* – security head screws V Series Only MWEI – Motorola 26 bit Wiegand H26B – HID 26 bit Wiegand

* Extra cost option. **EV function (key override) is not available on PH1000 (all models) Von Duprin mortise type, or Sargent Rim type device.

*** SA8 only available with rim type device. ****Exit trim can only use 4 cell shrink wrapped battery packs

Cylindrical & Mortise Lever Styles



Compatibility Chart

Device Type	Von Duprin 98/99	Precision 1000	Precision 2000	Sargent 8800
Rim – w/o key override	98TP, 99TP, 98L, 99L	1105, 1108	2103	8828, 8863, 8866
Mortise – w/o key override	9875TP, 9975TP, 9875L, 9975L	1305, 1308	2303	N/A
Surface Vertical Rod – w/o key override	9827TP, 9927TP, 9827L, 9927L	1205, 1208	2203	N/A
Concealed Vertical Rod – w/o key override	9847TP, 9947TP, 9847L, 9947L	1705, 1708	2703	N/A
Rim – with key override	98TP, 99TP, 98L, 99L	N/A	2103	N/A
Mortise – with key override	N/A	1305, 1308	2303	N/A
Surface Vertical Rod – with key override	9827TP, 9927TP, 9827L, 9927L	N/A	2203	N/A
Concealed Vertical Rod – with key override	9847TP, 9947TP, 9847L, 9947L	N/A	2703	N/A



6161 East 75th Street
Indianapolis, IN 46250 USA

Phone 855-365-2407

bestaccess.com

