

STANLEY
Security Solutions



EZ SERIES
KEYPAD EZ LOCKS



KEYPAD EZ LOCKS

TABLE OF CONTENTS		Page	Page	
Hardware / Software Features		2	KZ cylindrical specifications	5
Options		2	KZ cylindrical functions	6
Accessories		2	KZ cylindrical levers	6
HZ mortise specifications		3	EXZ exit hardware specifications & trim chart	6
HZ mortise functions		4	Order procedure	7
HZ mortise levers/knob		4	Patented keying system	8

HARDWARE FEATURES

- Heavy-duty mechanical platform designed and manufactured for the toughest applications.
- When the deadbolt is projected, deadbolt sensing prevents access by unauthorized PIN's. (Key override feature standard on Keypad EZ.)
- Mechanical override allows for emergency access.
- Available in common finishes and trims to match Stanley/BEST's 9K cylindrical series and 40H mortise series, providing aesthetic continuity.
- Available in cylindrical, mortise, and exit device trim platforms to meet most common applications.
- 12 position keypad design with audible and visual feedback.
- Standard battery pack yields a minimum of 65,000 cycles / 2–5 year battery life for cylindrical chassis, 130,000 cycles / 3–5 year battery life for mortise or exit trim platform.
- Optional extended battery pack yields twice the battery life as the standard battery pack.
- Local factory-trained technical services are available 24 hours a day to meet any emergency need.
- Replacement parts available.
- Features Stanley/BEST's standard 3 Year warranty.
- Weather-resistant for versatile applications, including doors exposed to inclement weather.
- Remote unlock standard.

SOFTWARE FEATURES

- Variable PIN length from 3 – 6 digits.
- Maximum of 50 users.
- All programming occurs through the keypad.
- Passage Mode privilege – authorized users can unlock device for extended periods of time.
- Deadbolt Override privilege – authorized users can gain access even when a mortise deadbolt is thrown.
- Provides for 1 Administrator PIN and 5 Supervisor PIN's to allow easy management of groups of users.

EZ – OPTIONS

- AL**– Besides complying with a wide variety of accessibility codes and ordinances, Stanley/BEST lever handles are available with a special abrasive feature. Abrasive strip on the lever immediately identifies warnings on doors to hazardous areas for the blind.
- EXBB**– Extended life battery pack for double the operating life. (93KZ & 45HZ ONLY)
- LM**– Lost motion feature allows the lever handle to move 45 degrees from parallel to the horizontal plane without engaging the latchbolt assembly. When the lockset is in the locked mode, this feature makes over-torque or over-leverage abuse more difficult to achieve. **Note: Available in 9K cylindrical only.**
- Non-IC**– The 9KZ may be adapted to existing keying systems by using a special retrofit lever and throw member that will accept 6-pin single shear-line cylinders from the following manufacturers: Corbin-Russwin, Medeco, Sargent, Schlage, Yale.
Note: Available in #15 lever style only. (Cylinder not supplied).
- SH**– Security head provided for all exposed screws.
- Thick door**–Specify thickness if other than 1 3/4".
- TL**– Tactile levers may be used in areas where improved grip is required or as a warning in hazardous or Safety First areas. Grooves are machined into the back of the hand grasp portion of the lever to improve grip and/or provide a sensory warning. This option can be used for blind, safety, or accessibility applications.

EZ – ACCESSORIES (not shown)

Part Description	Catalog Number
McGard™ Battery Door Screw (Specify Finish)	VPD - HS - SCRW
McGard™ Driver Bit	VPD - HS - DRVR
Standard Driver Bit	VPD - T15
Replacement Battery Pack	VPD-BB
Extended Battery Pack	VPD-EXBB



MECHANICAL

Case: 0.095" cold rolled steel, 5 7/8" H x 7/8" D x 4 1/16" W. Steel is zinc dichromate plated for corrosion protection.

Faceplate: Brass or bronze material, 8" H x 1 1/4" W x 1/16" T. Lock face automatically adjusts to proper bevel during installation.

Strike: Brass, bronze, or stainless steel base material, 4 7/8" H x 1 1/4" W x 3/32" T. Fits standard door frame cut out as specified in ANSI A115.1. Universal (non-handed) strike supplied standard with lock.

Backset: 2 3/4"

Certification: UL listed for GYQS electrically controlled single point locks or latches for use on 3 hour A label doors. The listing applies for both U.S. and Canadian applications.

Door Thickness: Standard lock configuration designed for doors 1 3/4" thick. Thick door configuration available for doors up to 3" thick (specify thickness when ordering).

Latchbolt: Solid stainless steel, 3/4" throw. Latch is oil-impregnated for anti-friction operation. Reversible without opening case.

Deadbolt: Stainless steel, 1" throw.

Auxiliary bolt: Stainless steel, non-handed.

Lever handle: Brass, bronze, or stainless steel base material. Lever styles 3, 14, and 15 return to a minimum of 1/2" of door surface. Lever 12, 16 and 17 do not return.

Escutcheon: 10 3/8" H x 3 1/4" W x 1" D (1" at the top, sloping down to 3/4" at the bottom)

Finishes: **605** - bright brass, clear coated; **606**-satin brass, clear coated; **611**-bright bronze, clear coated; **612**-satin bronze, clear coated; **613***-oxidized satin bronze, oil rubbed; **619**-satin nickel plated; **625**-bright chromium plated (brass base material); **626**-satin chromium plated (brass base material); **690***-dark bronze coated (brass base material)

* 613 finish is designed to wear over time, providing an "antique" appearance. 690 finish will continue as a dark brown appearance over time.



40HZ



ELECTRONIC

Primary power: Alkaline battery pack.

Memory backup: Maintains programming 100 years.

User feedback indicators: Visual and audible.

Operating & Storage temperature: -30°C to +60°C (-22°F to +140°F).

Relative humidity: 10% to 90% non-condensing.

Shock: 2000 Gs RMS (maximum door-slam shock).

Compliance to FCC, Canadian, EMC requirements; for interference FCC Class A digital apparatus.

KEYPAD

Bezel size: 2 5/8" x 3 1/4" .

Material: Bezel—High impact ABS,

Keypad—Encapsulated elastomer.

ESD Protection: 15KV

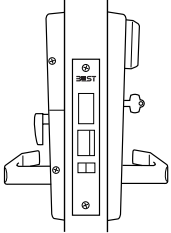
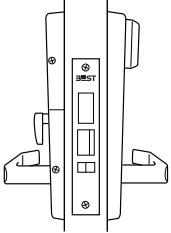
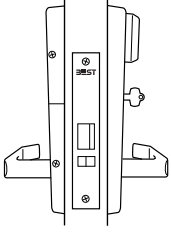
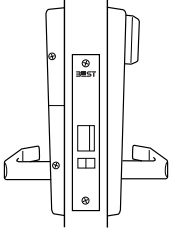
Button operating life: 3-5 million cycles.

Button operating force: 3.88 ounces.

Operating & Storage temperature: -35°C to +65°C (-31°F to +149°F).

Sealing: Weatherproof lens and gasket provides protection for out door use. (Usable in all environmental/exterior applications.)

HZ – MORTISE FUNCTIONS

Diagram	Function Code	Mechanical	Electronic
<p>Deadbolt w/ key override</p> 	TV	Latchbolt operated by lever either side, except when outside lever is locked by internal motor drive mechanism; latchbolt is retracted by key outside. Deadbolt operated by key outside and turn lever inside. When deadbolt is extended, turning inside lever or electronically unlocked outside lever retracts both deadbolt and latchbolt simultaneously. Auxiliary latch deadlocks latchbolt.	Internal motor drive mechanism operated by electronic signal when presenting valid token. Green light indicates valid access. Red light and sounder indicate invalid access attempt. Electronic sensor recognizes whether deadbolt is retracted or thrown. Lock grants access only to deadbolt-authorized personnel when deadbolt is thrown.
<p>Deadbolt w/o key override</p> 	LV	Latchbolt operated by lever either side, except when outside lever is locked by internal motor drive mechanism. Deadbolt operated by turn knob inside. When deadbolt is extended, turning inside lever or electronically unlocked outside lever retracts both deadbolt and latchbolt simultaneously. Auxiliary latch deadlocks latchbolt.	
<p>Latch w/key override</p> 	DV	Latchbolt operated by lever either side, except when outside lever is locked by internal motor drive mechanism; latchbolt is retracted by key outside. Auxiliary latch deadlocks the latchbolt.	
<p>Latch w/o key override</p> 	NV	Latchbolt operated by lever either side, except when outside lever is locked by internal motor drive mechanism. Auxiliary latch deadlocks the latchbolt.	

HZ – LEVERS/KNOB



#3 lever



#4 knob



#12 lever



#14 lever



#15 lever



#16 lever



#17 lever

KZ – CYLINDRICAL SPECIFICATIONS

MECHANICAL

- Materials:** Internal parts are brass, zinc or corrosion-treated steel.
- Chassis:** 2 1/16" diameter to fit 2 1/8" diameter hole in door.
- Strike:** Brass or bronze, 4 7/8" x 1 1/4" x 3/32". Fits standard door frame cut out as specified A115.1. Correct strike automatically supplied with unit.
- Backset:** 2 3/4" standard, 3 3/4" and 5" available.
- Door thickness:** For doors 1 3/4" - 2 1/4" thick.
- Installation:** Lock dimensions requires modified door prep ANSI A156.2 Series 4000, mount housing.
- Latchbolt:** 3/16" throw.
- Forged trim housing:** Dimensions: 10 3/8" H x 3 1/4" W x 1" D sloping down to 3/4".
- Lever:** Made from high-quality zinc alloy. Body is approximately 1 5/8" in diameter: Handle is approximately 4 3/4" in length (from center-line of chassis). (#14 and #15 conform to California Titles 19 and 24.)
- Certification:** UL listed For GYQS Electrically controlled single point locks or latches for use on 3 hour A label doors. The listing applies for both U.S. and Canadian applications.
- Finish:** **605** - bright brass, clear coated; **606**-satin brass, clear coated; **611**-bright bronze, clear coated; **612**-satin bronze, clear coated; **613***-oxidized satin bronze, oil rubbed; **619**-satin nickel plated; **625**-bright chromium plated (brass base material); **626**-satin chromium plated (brass base material); **690***-dark bronze coated (brass base material).
- * 613 finish is designed to wear over time, providing an "antique" appearance. 690 finish will continue as a dark brown appearance over time.



9KZ



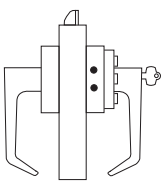
ELECTRONIC

- Primary power:** Alkaline battery pack.
- Memory backup:** Maintains programming 100 years.
- User feedback indicators:** Visual and Audible.
- Operating & Storage temperature:** -30°C to +60°C (-22°F to +140°F).
- Relative humidity:** 10% to 90% non-condensing.
- Shock:** 2000 Gs RMS (maximum door-slam shock)
- Compliance to FCC , Canadian, EMC requirements; for interference FCC Class A digital apparatus.

KEYPAD

- Bezel size:** 2 5/8" x 3 1/4"
- Material:** **Bezel**—high impact ABS, **Keypad**—silicone rubber.
- ESD Protection:** 15KV.
- Button operating life:** 3-5 million cycles.
- Button operating force:** 3.88 ounces.
- Operating temperature:** -35°C to +55°C (-31°F to +131°F).
- Storage temperature:** -40°C to +55°C (-40°F to +131°F).
- Sealing:** Weatherproof gasket provides protection for outdoor use. (Usable in all environmental/exterior applications.)

KZ – CYLINDRICAL FUNCTIONS

Diagram	Function Code	Mechanical	Electronic
	DV Cylindrical Latch w/key override	Dead locking latchbolt operated by lever either side, except when outside lever is locked by internal motor drive mechanism; latchbolt is deadlocked.	Internal motor drive mechanism operated by electronic signal when presenting valid token. Green light indicates valid access. Red light and sounder indicate invalid access attempt.

KZ – CYLINDRICAL LEVERS



#14 lever



#15 lever



#16 lever

EXZ – EXIT HARDWARE SPECIFICATIONS**EXIT HARDWARE SUPPORTED**

- Adapts to Precision's 1000 & 2000 series and Von Duprin 98/99 series
- Devices supported:
- Rim device
 - Surface vertical rod
 - Concealed vertical rod
 - Mortise

**MECHANICAL**

Materials: Internal parts are brass, zinc or corrosion-treated steel.

Brass or bronze, 4 7/8" x 1 1/4" x 3/32". Fits standard door frame cut out as specified in ANSI A115.1. Correct strike automatically supplied with unit.

Strike box supplied standard. Forged trim housing

Lever handle: Brass or bronze. (Lever #14 and #15 conform to California Titles 19 and 24.)

Certification: UL listed For GYQS Electrically controlled single point locks or latches for use on 3 hour A label doors. The listing applies for both U.S. and Canadian applications.

Finish: **606**-Satin brass, clear coated; **613***-oxidized satin bronze, oil rubbed; **626**-satin chromium plated; **690***-dark bronze coated (brass base material).

* 613 finish is designed to wear over time, providing an "antique" appearance. 690 finish will continue as a dark brown appearance over time.

**EXZ Keypad****ELECTRONIC**

Primary power: Alkaline battery pack.

Memory backup: Maintains programming to 100 years.

User feedback indicators: Visual and Audible.

Operating & Storage temperature: -30°C to +60°C (-22°F to +140°F).

Relative humidity: 10% to 90% non-condensing.

Shock: 2000 Gs RMS (maximum door-slam shock)

Compliance to FCC , Canadian, EMC requirements; for interference FCC Class A digital apparatus.

KEYPAD

Bezel size: 2 5/8" x 3 1/4"

Material: Bezel—high impact ABS, Keypad—silicone rubber.

ESD Protection: 15KV.

Button operating life: 3-5 million cycles.

Button operating force: 3.88 ounces.

Operating temperature: -35°C to +55°C (-31°F to +131°F).

Storage temperature: -40°C to +55°C (-40°F to +131°F).

Sealing: Weatherproof gasket provides protection for outdoor use. (Usable in all environmental/exterior applications.)

EX TRIM CHART

Configuration	Von Duprin 99	Precision 1000	Precision 2000	Sargent 8000
Rim – w/o key override	X	X	X	X
Mortise – w/o key override	X	X	X	
Surface Vertical Rod – w/o key override	X	X	X	
Concealed Vertical Rod – w/o key override	X	X	X	
Rim – with key override	X		X	
Mortise – with key override			X	
Surface Vertical Rod – with key override	X		X	
Concealed Vertical Rod – with key override	X		X	

**ORDER PROCEDURE
HZ – MORTISE**

45HZ Series	7 Core Housing	TV Function Code	14 Lever Style	MS Trim Style	626 Finish	RH Door	Options Hand
45HZ– lever	0**– keyless 7– 7 pin housing; accepts all BEST cores	DV– latch with key TV– deadbolt with key LV– deadbolt without key NV– latch without key	Levers: 3**– solid tube/ w/return ♿ 12*– solid tube/ no return ♿ 14– curved return ♿ 15– contour angle return ♿ 16– curved no return ♿ 17*– gull wing ♿ Knobs: 4– round	KP– keypad KPA– other cylinder	626 690 Satin* 606 612 613 619 Bright* 605 611 625	RH RHRB LH LHRB	EXBB*– extended life battery pack (Battery door available in 622 finish only) SH*– security head screws Thick Door*– specify thickness TAC*– tactile lever 7/8" LTC*– flat lip strike

* Extra cost option. Must specify keymark and number of keys.

** Cost deduction.

KZ – CYLINDRICAL

93KZ Backset	7 Core Housing	DV Function Code	14 Lever Style	MS Rose Style	STK Strike Package	626 Finish	Options
93KZ– 2 3/4" 94KZ*– 3 3/4" 95KZ*– 5"	0– keyless 6– 6 pin non-IC cyl. 7– 7 pin housing; accepts all BEST cores	DV– latch with key	14– curved return ♿ 15– contour angle return ♿ 16– curved no return ♿	KP– keypad	STK– standard S3– ANSI	626 690 Satin* 606 612 613 619 Bright* 605 611 625	EXBB*– extended life battery pack (Battery door available in 622 finish only) LM– lost motion SH*– security head screws TAC*– tactile lever 3/4*– 3/4" throw latch 7/8" LTC*– flat lip strike 0B**– non-IC zero-bitted KA**– non-IC keyed alike KD**– non-IC keyed different COR***– non-IC Corbin-Russwin MED***– non-IC Medeco SAR***– non-IC Sargent SCH***– non-IC Schlage YAL***– non-IC Yale SCHRC***– Schlage

* Extra cost option. Must specify keymark and number of keys.

** Six-pin cylinder in Schlage "C" keyway included with 0B, KA, KD options. Must specify "6" for core housing.

*** Cylinder not included with COR, MED, SAR, SCH, YAL, or SCHRC options. Must specify "0" for core housing.

EXZ – EXIT HARDWARE

EXZ Series	7 Core Housing	EV Function Code	14 Lever Style	MS Trim Style	626 Finish	RHR Door Hand	PH1 Manufacturer	RM Locking Type	Options
EXZ– Keypad EZ	0**– keyless 7– 7 pin housing; accepts all BEST cores	EV– with key** NV– w/out key	14– curved return ♿ 15– contour angle return ♿	KP– keypad	626 690 satin* 606 613	RHRB LHRB	VD9– VonDuprin 98/99 series PH1– Precision hardware 1000 PH2– Precision hardware 2000 SA8– Sargent 8000 series ***	RM– rim*** MO– mortise RD– surface & concealed vertical rods	SH*– security head screws Thick Door*– specify thickness

* Extra cost option. Must specify keymark and number of keys

** EV function (key override) is not available on PH1000 (all models) Von Duprin (mortise type), or Sargent (rim type) device.

*** SA8– available (only) with rim type device.

CORMAX™ PATENTED KEYING SYSTEM

One of the greatest threats to key control within your facility is the unauthorized duplication of keys; one simple solution is the use of the CORMAX™ Patented Keying System.

Very seldom can a single product meet all of your exact needs, and often your level of convenience must be sacrificed to fit the capabilities of the product. The CORMAX Patented Keying System provides you with a significant amount of flexibility, enabling a solution that fits your unique balance between security and convenience.

The CORMAX Patented Keying System is available in two series of keyways, the M Series and the X Series. Each series offers a different blend of features. For example the CORMAX Patented Keying System can provide geographic exclusivity to the customer to help you maximize convenience while optimizing your security.



**CORMAX™
Patented Keying System**

M Series Keyway Features

- Patented keys operate both CORMAX and Standard BEST cores (backward compatibility) with existing BEST keyway (J,K,L,M only). Standard keys do not operate CORMAX cores.
- Available in large bow, long blade, and long nose key blanks to work with special applications.
- Available in core designs for use in special application locks, such as high security mortise, hotel cylinders, and glass display-case locks.
- Utilizes the same combining kits and key cutting equipment as the Standard BEST keyways.
- M Series keys operate CORMAX cores and Standard (non-patented) BEST cores. Standard key blanks do not operate CORMAX cores.

X Series Keyway Features

- Distinctive key design includes thicker key blanks with larger bow for added strength and easier handling.
- Keyways are unique to CORMAX Patented Keying System offering even higher key duplication protection.
- CORMAX keyways utilize the standard combining kit, minimizing the expense of system changeover.
- X Series keys operate CORMAX cores only.

For more information on Stanley Security Solutions' products, services, and office locations visit our web site at www.stanleysecuritysolutions.com

Product information contained in this catalog has been compiled and presented with as much care and completeness as is reasonably possible. Errors or mistakes may be present, and in many cases, reliance has been placed on information supplied by other manufacturers which may be in error or which may be subject to changes or modifications by the manufacturer without notice and without obligation. Therefore, no guarantee can be made or should be assumed or implied with regards to product information contained in this catalog.



Stanley Security Solutions, Inc.

6161 E. 75th Street Indianapolis, Indiana 46250

© 2010 Stanley Security Solutions, Inc. • www.stanleysecuritysolutions.com

10M R410
BAS023