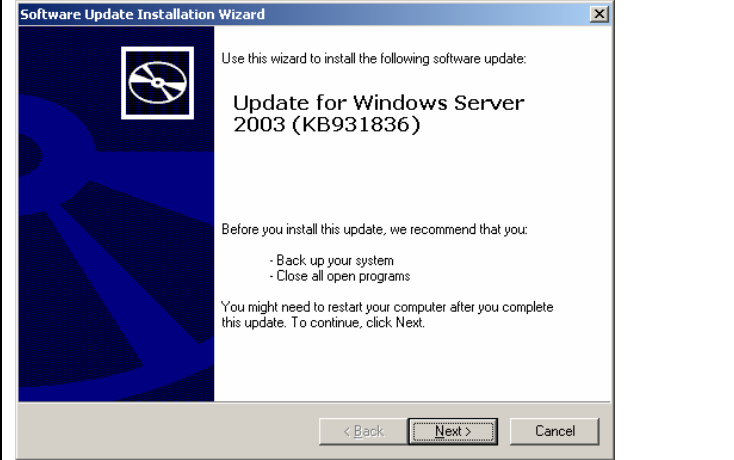

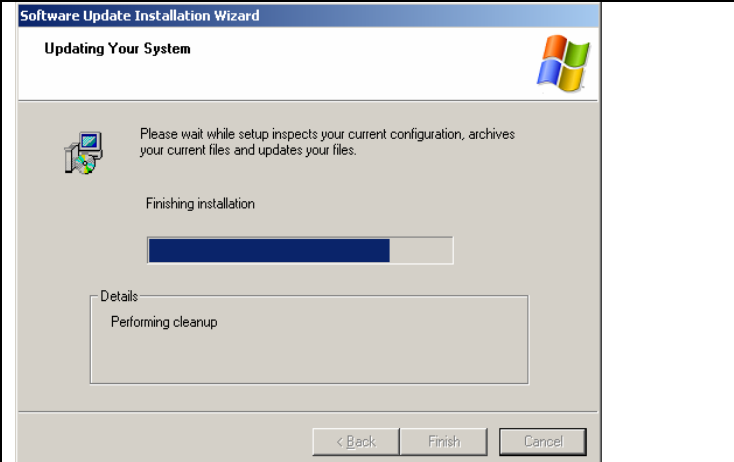


# Windows 2003 Microsoft Daylight Savings Time (DST) Patch

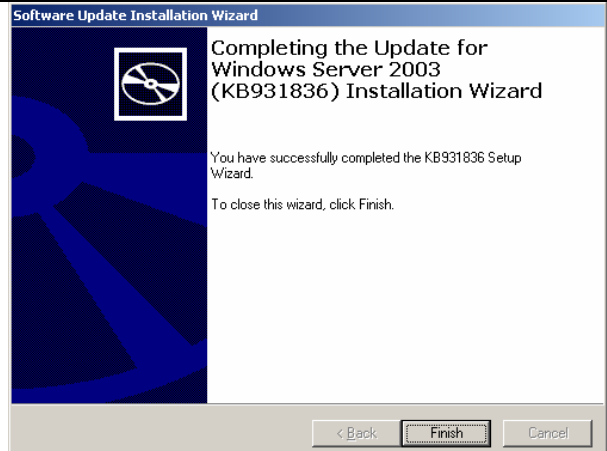
The following will walk you through installing the Microsoft DST patch on machines with Windows 2003 installed.

This Microsoft patch will have to be applied to every machine that is located in any country affected by the Energy Policy Act of 2005, which is taking effect for the first time upon March 11, 2007. Please verify that this patch is installed either through Microsoft automatic updates, or you may follow the instructions below to install the patch manually.

Stanley Security Solutions cannot provide support for updating the world time zones in Microsoft Windows operating systems.

<p>Download (and if necessary, unzip) the Microsoft patch for Windows 2003.</p> <p>Double click on the .exe file and the following screen should appear.</p> <p>Select Next and the license agreement page will appear.</p>	
<p>You will need to read and agree to the Microsoft license agreement before the patch can be installed.</p> <p>To accept the Microsoft licensing agreement select "I Agree" and then click on Next.</p>	
<p>Wait while the Microsoft Patch for DST is applied to your system.</p>	

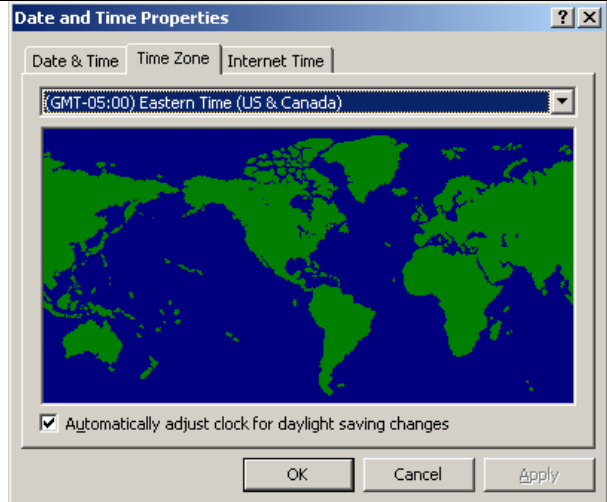
Once the patch is finished the following screen will appear. Confirm the installation was successful and then click finish to complete the installation.



After finishing the installation, you will need to confirm that windows is set to the correct world time zone and that the checkmark for automatically adjust for daylight savings time is checked (or not checked) to follow the timezone that the computer you are updating is located in.

To reach the Date and Time properties in Windows, right click on the clock in the task bar and select adjust date and time. Select the Time Zone tab and select the correct entries upon this screen.

Please also verify that the time and date upon the machine is correct on the Date & Time tab before selecting OK



After verifying the time zone and date and time upon your machine, please reboot Windows for all changes to take effect. Upon rebooting please continuing on with the specific instructions for any additional software you are trying to update.

Please be certain to apply the correct patch to EVERY machine that is running any of your software applications. Devices that must be upgraded include all servers, clients, Intelligent Video servers, video recorders, and other servers such as archive and database servers.