

6K SERIES: MEDIUM DUTY CYLINDRICAL LOCKS – KNOBS

# 6K Series

**Medium Duty Cylindrical Locks – Knobs**



BEST: Setting the Standard for Security

## Features

- Quick rekeying by BEST interchangeable core.
- Snap-on inside rose (no exposed mounting screws).
- Threaded outside rose adjustable for door thickness.
- Keyed knob is removable only after removal of core.
- Internal steel mechanisms are corrosion treated for normal atmospheric conditions.
- Lockset reversible for either hand of door without removing keyed knob.
- Underwriters Laboratories®: 6K series – Listed by Underwriters Laboratories for use on 3 Hr, A label for single (4' x 8') doors.
- Builders Hardware Manufacturers Association: 6K series – Listed by BHMA for A156.2, Series 4000, Grade 2.



### Products protected by one or more of the following patents:

U.S.

5,290,085 5,590,555 5,794,472 Other products patent pending.

When a heavy duty knob lockset is required, our 8K heavy duty series is recommended.



6K – #4 Round Knob



6K – #6 Tulip Knob

## Specifications

**Backset:** 2 3/8" for 62K Series; 2 3/4" for 63K Series; 3 3/4" for 64K Series; 5" for 65K Series.

**Case:** 2 1/16" Dia. cylindrical, for 2 1/8" hole.

**Finish:** Standard finishes are 605, 606, 611, 612, 613, 625, 626.

**Interchangeable core:** Solid brass, pin-tumbler type in knob with 7-pin core.

**Knobs:** 2" or 2 1/8" Dia. brass or bronze in round or tulip style.

**Latch:** 1/2" throw deadlocking latch. Front: 2 1/4" x 1" x 5/32" Standard for 62K. (Optional for 63K), 2 1/4" x 1 1/8" x 5/32" Standard for 63K (Optional for 62K).

**Lock and latchesets:** Sets consist of latch complete with trim. Type and operation according to set number. Set also includes interchangeable core and two nickel silver keys, keyed to your system.

**Material:** Component parts include brass or bronze. Internal parts are brass or zinc dichromate steel.

**Mounting:** 2 1/8" Dia. bore for lock housing, 1" Dia. or 7/8" Dia. for latch tube.

**Options:** KNL– Knurl keyed knob, L8– drive in-latch.

**Roses:** C– 2 9/16" Dia. D– 3 3/8" Dia. Mounting screws concealed.












**Strike:** STK (standard)– 2 3/4" x 1 1/8" with curved lip & box (ANSI A115.2 for 1 3/8" doors). S3– 4 7/8" x 1 1/4" with curved lip and box (ANSI A115.2 for 1 3/4" doors).

**Thickness of doors:** 1 3/8" to 1 7/8" Standard. If thickness is greater, use our heavy duty locksets for specified door thickness.

## How to Order

6K	3	7	AB	4	C	STK	626	
Series	Backset	Core Housing	Function Code	Knob Style	Trim Style	Strike Package	Standard Finishes	Options
62K	2 – 2 3/8" 3 – 2 3/4" 4 – 3 3/4" 5 – 5"	0– keyless 7– 7-pin housing accepts all Best cores	AB– entrance D– storeroom L– privacy N– passage R– classroom etc.	4– round 6– tulip	C– 2 9/16" D– 3 3/8"	STK– standard S3– ANSI	605 606 611 612 613 625 626	KNL– knurled knobs (available on #4 & #6 keyed knobs only) L8– drive in-latch (available on 62K & 63K only)

## Functions

Function & Diag. (ANSI No.)	Description	Outside Lever		Inside Lever	
		Latch operated by	Locked by	Unlocked by	Locked by
<b>Single keyed</b>					
Entry (AB) (F109) F81xF82 	<ul style="list-style-type: none"> <li>Rotating inside knob,</li> <li>Rotating outside knob only when outside knob unlocked</li> <li>Turning key in outside knob</li> </ul>	<ul style="list-style-type: none"> <li>Pushing the inside button</li> <li>Pushing and turning inside button keeps outside knob locked until the button is turned back</li> </ul>	<ul style="list-style-type: none"> <li>Having button in vertical position and turning key,</li> <li>Turning inside knob</li> <li>Closing door</li> </ul>	Cannot be locked	Always Unlocked
Storeroom (D) F86 	<ul style="list-style-type: none"> <li>Turning key in outside knob,</li> <li>Rotating inside knob</li> </ul>	Always locked	Cannot be unlocked	Cannot be locked	Always Unlocked
Service Station (E) F92 	<ul style="list-style-type: none"> <li>Rotating inside knob,</li> <li>Rotating outside knob-only when inside slotted push button is out,</li> <li>Turning key in outside knob</li> </ul>	<ul style="list-style-type: none"> <li>Pushing inside button,</li> <li>Pushing and turning inside slotted button</li> <li><b>Note:</b> Pushing and turning inside slotted button keeps outside knob locked until button is released</li> </ul>	<ul style="list-style-type: none"> <li>Having slot in vertical position and turning key in outside knob,</li> <li>Rotating inside knob,</li> <li>Closing the door, only when button is not turned</li> </ul>	Cannot be locked	Always Unlocked
Privacy (L) F76 	<ul style="list-style-type: none"> <li>Rotating inside knob,</li> <li>Rotating outside knob only when outside knob is unlocked</li> </ul>	Pushing inside button	<ul style="list-style-type: none"> <li>Turning emergency outside slot,</li> <li>Closing door</li> </ul>	Cannot be locked	Always Unlocked
LL-Hospital Privacy 	<ul style="list-style-type: none"> <li>Rotating inside knob,</li> <li>Rotating outside knob when unlocked</li> </ul>	Pushing in button on inside knob	<ul style="list-style-type: none"> <li>Rotating inside knob,</li> <li>Closing door,</li> <li>Turning turn button in outside knob</li> </ul>	Cannot be locked	Always Unlocked
Passage (N) F75 	<ul style="list-style-type: none"> <li>Rotating inside knob,</li> <li>Rotating outside knob</li> </ul>	Cannot be locked	Always unlocked	Cannot be locked	Always Unlocked
Patio (P) F77 	<ul style="list-style-type: none"> <li>Rotating inside knob,</li> <li>Rotating outside knob when unlocked</li> </ul>	Pushing in button on inside knob	<ul style="list-style-type: none"> <li>Turning inside knob,</li> <li>Closing Door</li> </ul>	Cannot be locked	Always Unlocked
Classroom (R) F84 	<ul style="list-style-type: none"> <li>Rotating inside knob,</li> <li>Turning key in outside knob, when outside knob is locked,</li> <li>Rotating outside knob when not locked by key</li> </ul>	Turning key in outside knob	Turning key in outside knob	Cannot be locked	Always Unlocked
Exit (Y) 	Rotating the inside knob	No outside knob - Blank rose	No outside knob-Blank rose	Cannot be locked	Always Unlocked
Double Dummy Trim (2DT) 	This is a single, surface-mounted knob for an inactive or a non-latching door.				
Double Dummy Trim (2DT) 	This is a through-bolt mounted pair of matching knobs for an inactive or a non-latching door.				

# CORMAX™ Patented Keying System

BEST® CORMAX™ is the premier patented keying system offered by BEST. CORMAX will meet your needs for security, key control, and convenience. A simple solution with no compromising allowed. CORMAX is the upgrade path for existing BEST Standard, Premium, and MX8 customers; and it is an essential element of non-residential access control as security administrators strive to eliminate the unauthorized duplication of keys.



**CORMAX™  
Patented Keying System**

## CORMAX offers the following features and benefits:

- A long-term US utility patent that guarantees the extended useful life of the system through 2027.
- A second, independent locking mechanism that utilizes a patented set of built-in side pins to provide higher security.
- Several levels of geographical exclusivity, including national exclusivity, are available via the patented side pin feature.
- CORMAX cores and keys are available exclusively through BEST sales offices. Key blanks are only sold to individuals authorized by the customer to ensure key blanks do not end up in the possession of unauthorized personnel either inside or outside the customer's facility.
- CORMAX cores are certified to meet the security, safety, and reliability requirements of BHMA A156.5 Grade 1.
- Picking and drilling resistance options are available if higher levels of security are desired.
- Complete factory masterkeying service offered, and at no charge with purchase of BEST locksets and PHI exit devices.
- Keyways are organized in families of four keyways each, with double-milled and quad-milled key levels to facilitate the design of masterkey systems in multi-building campuses.
- BEST CORMAX cores are compatible with all existing BEST interchangeable core housings, eliminating the need for new or modified locksets.

---

## Strikes & Door Preparation



### 6KS2 Strike (Supplied Standard)

**Dimension:** Conforms to ANSI A115.2 for 1 3/4" doors (2 3/4" x 1 1/8" with curved lip and box).

**To order:** (with unit) designate "STK".

**To order:** (without unit) designate "6KS2" and finish.



### 6KS3 Strike (ANSI Strike)

**Dimension:** Conforms to ANSI 115.2 for 1 3/4" doors (4 7/8" x 1 1/8" with curved lip)

**To order with lockset:** Designate "S3"



6161 East 75th Street  
Indianapolis, IN 46250 USA

Phone 855-365-2407

[bestaccess.com](http://bestaccess.com)

