



## 6 Series Centerline Strikes by BEST

# The BEST 6 Series Electric Strikes offer two profile designs to accommodate various latch projections.

Best's "all-in-one" 6 Series electric strike combines several requested key features. Standard features include a multi-voltage single solenoid, selectable lock mode (no tools necessary), horizontal adjustment, and plug-in wire connectors. An optional monitor switch is also available.

The L65 Low Profile version accepts 1/2" or 5/8" latch projection (perfect for narrow stile aluminum frames). The S65 Standard version is ideal when you require 3/4" latch projection.

Not only will installations be faster and easier, distributors and installers can cut their strike inventory significantly, because one strike does it all!

- **Energy:** 375mA<sup>1</sup> Field-selectable 12/24VDC;12-24VAC
- **Fire-Rated:** Optional 3-hour Model Available<sup>2</sup>
- **Strength:** 1500lbf Static 70ft-lb Dynamic
- **Latch Monitor:** Plug-in Accessory Available
- **Endurance:** 500,000 Cycles
- **Warranty:** Five-year (Limited)
- **Mode:** Fail-Secure and Fail-Safe

Choose BEST Rim Strikes for a solution that you can trust.

## One strike for all your needs.

Not only will installations be faster and easier, you can cut your strike inventory significantly, because one strike does it all!

Product Specifications	
<b>Construction</b>	Stainless steel
<b>Door lock type</b>	Cylindrical and narrowline aluminum (L65 models only)
<b>Frame type</b>	Hollow metal, aluminum and wood
<b>Latch projection</b>	Standard profile accommodates 3/4" (19mm) and low-profile accommodates 1/2" (12.7mm) or 5/8" (16mm) latch projections
<b>Connectors</b>	Plug-in wire
<b>Handing</b>	Non-handed
<b>Optional accessories</b>	<p><b>BES-LEKS601</b> 1" lip extension kit for retrofit applications, black finish (for Standard profile)</p> <p><b>BES-LEKS602</b> 2" lip extension kit for retrofit applications, black finish (for Standard profile)</p> <p><b>BES-LEKS603</b> 3" lip extension kit for retrofit applications, black finish (for Standard profile)</p> <p><b>BES-SMT-01</b> Strike marketing template kit, aluminum</p>
<b>Finishes</b>	32D Brushed Stainless Steel
<b>Warranty</b>	Three-year limited
<b>Certifications</b>	<p>UL 1034 burglary-resistant Listed</p> <p>UL 294 Listed for Access Control Unit Accessory (6th Edition)</p> <p>Certified to ANSI/BHMA standard A156.31, Grade 1, endurance 500,000 cycles<sup>2</sup></p>

Model	Mode	Volts*	Duty	Amps
BES-S65U*	Field-selectable Fail Secure or Fail Safe	12VDC	Continuous	.375
BES-L65U*		NA	NA	NA
BES-S65ULMKM*		24VDC	Continuous	.19
BES-L65ULMKM*		12 thru 24 VAC	Intermittent	.280 - .565

Intermittent Duty=energized less than 1 min. with duty ratio 1:5,

Continuous Duty=energized 1 min. or more.

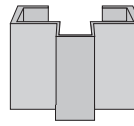
\*Field selectable voltage

## Features

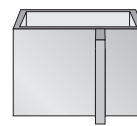
### BEST Centerline Strikes

- **Standard profile accommodates:** 3/4" (19mm) and Low-profile accommodates 1/2" (12.7mm) or 5/8" (16mm) latch projections
- **Horizontal adjustment:** 1/4" (6.4mm)
- **Non-handed**
- **Trim plate:** included to cover up irregular frame cutout
- **Patents:** US patent 6,874,830, US patent 7,144,053 and Canadian patent 2,405,642
- **Warranty:** three-year limited

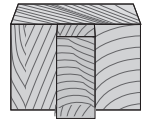
### Frame Type



Hollow Metal



Aluminum

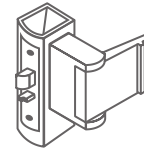


Wood

### Door Lock Type



Cylindrical



Narrowline Aluminum (L65 models only)



<sup>1</sup> 12VDC

<sup>2</sup> Grade 1, BHMA 04 & 14 faceplates. Grade 2, 1,000lbf static 07 & 08 faceplates.

BA-0338 08/21

For questions about ordering and to be sure you get the right configuration for your needs, [contact your BEST dormakaba sales representative](#).  
6161 East 75th Street, Indianapolis, IN 46250 USA | [855-365-2407](tel:855-365-2407) | [bestaccess.com](http://bestaccess.com)